

**US SOY**

# Enabling Carbon Footprint Values on Transfer SSAP Certificates

---



**SUSTAINABLE  
U.S. SOY™**

# Enabling Carbon Footprint Values on Transfer SSAP Certificates

sesadmin@ussec.org

(636) 449-6046



Tarik Eluri



## Customer Dashboard - USSEC TEST Customer

My Profile

Logout

You have active certificate requests! [Take a look.](#)

Customers, created by USSEC TEST Customer

Customer (Company Name)

No Customers found

Navigate to USSES.org and, from the customer dashboard, click on your name in the upper right-hand corner. From the dropdown, click on My Profile.



### Customer Transfer-in Certificates


Transfer Cert. Number ?	Exporter Cert. Number ?	Higher-level Transfer Cert. ?	Company	Delivery Weight (metric tons)	Weight Remaining (metric tons)	Delivery Date	Marketing Year	Display GFLI	
SES-SSAP-US22-00000052	SES-SSAP-US22-075444917		USSEC TEST	0.100 <i>Soybean Oil</i>	0.100 <i>Soybean Oil</i>	August 31, 2022	09/01/2021 08/31/2022		<a href="#">View Details</a> <a href="#">Certificate (EN)</a> <a href="#">Certificate (ES)</a>
SES-SSAP-US24-00000702	SES-SSAP-US24-075469774		USSEC TEST	0.001 <i>Soybean</i>	0.000 <i>Soybean</i>	July 16, 2024	09/01/2023 08/31/2024	Y	<a href="#">View Details</a> <a href="#">Certificate (EN)</a> <a href="#">Certificate (ES)</a>
SES-SSAP-US24-00000704		SES-SSAP-US24-00000703	test_dev_customer_1	0.001 <i>Soybean Meal</i>	0.001 <i>Soybean Meal</i>	July 18, 2024	09/01/2023 08/31/2024	N	<a href="#">View Details</a> <a href="#">Certificate (EN)</a> <a href="#">Certificate (ES)</a>
SES-SSAP-US24-00000707	SES-SSAP-US24-075469807		USSEC TEST	5.000 <i>Soybean</i>	5.000 <i>Soybean</i>	July 17, 2024	09/01/2023 08/31/2024	Y	<a href="#">View Details</a> <a href="#">Certificate (EN)</a> <a href="#">Certificate (ES)</a>

Switch back to teluri@ussec.org

Report Issue

# Enabling Carbon Footprint Values on Transfer SSAP Certificates

sesadmin@ussec.org (636) 449-6046   Tarik Eluri

 **My Account - USSEC TEST Customer**

- Customer Dashboard
- Customer Certificate Add
- Users
- Help / Info Center
- Add Customer
- Requested Certificates

**My Profile**


- Super Admin
- Company Details
- Change Password
- Enable GFLI

**Profile Settings**  
Your email address is your user login.

Email:



First Name:

**From the left side panel, click on Enable GFLI.**



Switch back to teluri@ussec.org

# Enabling Carbon Footprint Values on Transfer SSAP Certificates

sesadmin@ussec.org (636) 449-6046   Tarik Eluri

**SOY EXPORT SUSTAINABILITY LLC**

**Enable GFLI - USSEC TEST Customer**

Customer Dashboard  
Customer Certificate Add  
Users  
Help / Info Center  
Add Customer  
Requested Certificates

Enable GFLI Option:


Default GFLI Display Option:

[Update GFLI](#)

**Then click Update GFLI.**

**To make the GFLI Carbon Footprint Value the default option for each certificate, select Yes under “Default GFLI Display Option”.**

**To Enable the GFLI Carbon Footprint Value on the Certificate for your entire company, select Yes under “Enable GFLI Option”.**



[Switch back to teluri@ussec.org](#)

[Report Issue](#)

# Enabling Carbon Footprint Values on Transfer SSAP Certificates

The screenshot shows a web application interface for 'USSEC TEST Customer'. On the left is a navigation sidebar with the following items: 'Customer Dashboard', 'Customer Certificate Add' (highlighted in green), 'Users', 'Help / Info Center', 'Add Customer', and 'Requested Certificates'. The main content area is titled 'Customer Info' and contains several form fields:

- Customer Certificate:** A dropdown menu with the text '— Select a Customer Certificate —'.
- Customer:** A text input field with the placeholder 'Start typing...'.
- Delivery Date:** A date picker field.
- Product Description:** A dropdown menu with the text '— Select Product —'.
- Delivery Weight:** A text input field containing the value '0', with '(metric tons)' written below it.
- Vessel, Carrier Name, or Shipment Identifier:** A text input field with '(maximum length = 30 characters)' written below it.
- Include GFLI value on Certificate:** A dropdown menu currently set to 'No'.

Callout boxes provide instructions: 'Navigate to the Customer Certificate Add tab in the left side panel.' points to the sidebar; 'Fill out the shipment information as you normally would.' points to the form fields; 'Ensure Yes is selected under Include GFLI-value on Certificate.' points to the dropdown menu.



# Enabling Carbon Footprint Values on SSAP Certificate

sesadmin@ussec.org

(636) 449-6046

US Flag ES Flag Tarik Eluri



## Lower Customer Certificate Validate - USSEC TEST Customer

Customer Dashboard

Customer Certificate Add

Users

Help / Info Center

Add Customer

Requested Certificates

### Shipment Creation Confirmation

Please review all of the shipment information below for accuracy. If changes are required, click the back button below to return to the previous page. Click the "Preview Certificate" button below to view the sample certificate. Once you have verified the information, provide your electronic signature at the bottom to confirm the certificate creation.

**NOTE: You will be unable to edit or delete this shipment once it has been entered into the system. Please ensure that the values below are correct prior to clicking the "Finalize Certificate Creation" button below.**

#### Shipment Details

Customer Certificate:	SES-SSAP-US24-000000707
U.S. Shipment Date:	July 16, 2024
Delivery Date:	July 18, 2024
Product Description:	Soybean
Delivery Weight: (metric tons)	2,000
Carbon Footprint	859,349 kg CO2 eq / ton product
Carbon Footprint ( Transport )	0.084 kg CO2 eq / ton product
Vessel, Carrier Name, or Shipment Identifier:	GFLI Test
Export Destination Country:	Poland

Notice the Carbon Footprint Value on the Confirmation Page.

Calculation is based upon the product (Soybean) and does not include any further processing or transportation.

U.S. Soybean Export Council is responsible for the footprint calculated using GFLI's database (version 2.1 (published Jan 2022)) and methodology. calculations are based upon GFLI lifecycle impact assessment (LCIA), ReCiPe. GFLI makes no warranties about the accuracy of its data or claims based on its data, and is not responsible or liable for reliance on GFLI data or methodology. GFLI does not endorse this or any product. learn more at <https://globalfeedlca.org/gfli-logo-use/> calculation is based upon the product ( Soybean) and does not include any further processing or transportation.

The estimates of the carbon footprint impact of transportation are generic, are not specific to soy, and represent transportation within the U.S. They are based upon the assumption that the crops are transported from cultivation areas to a central hub, and processed commodities are transported from processing facilities to a central location. The average distance and transportation mix for the US were derived from the GREET Model. Impact



Switch back to teluri@ussec.org

Report Issue

# Enabling Carbon Footprint Values on SSAP Certificate

- Users
- Help / Info Center
- Add Customer
- Requested Certificates

<https://globalfeedlca.org/gfli-logo-use/> calculation is based upon the product ( Soybean) and does not include any further processing or transportation.

The estimates of the carbon footprint impact of transportation are generic, are not specific to soy, and represent transportation within the U.S. They are based upon the assumption that the crops are transported from cultivation areas to a central hub, and processed commodities are transported from processing facilities to a central location. The average distance and transportation mix for the US were derived from the GREET Model. Impact assessments are based on new global warming potentials from IPCC AR6.

Economic allocation was applied to obtain impacts for soybean.

## Destination Info

Customer:	10176 - test_dev_customer_1 - France
Contract Reference:	
Destination (customer's country):	France
Notes:	

## Certificate Signatory

Please select the approved signatory that will be listed on your certificate. You must have at least one approved signatory to continue. Click the "Edit" button next to a user and check the "Approved Signatory" value in order to add them. [Click](#)

**Proceed by identifying the Certificate Signatory and Previewing the Certificate.**

Certificate Signatory

[Preview Certificate](#) [Back](#)



# Enabling Carbon Footprint Values on SSAP Certificate

view-certificate-preview

1 / 1 | - 100% +



**US SOY SUSTAINABILITY ASSURANCE PROTOCOL**

**Certificate of SUSTAINABILITY**

SOY EXPORT SUSTAINABILITY LLC

**ACCORDING TO THE U.S. SOYBEAN SUSTAINABILITY ASSURANCE PROTOCOL**

*This is to verify that soybeans or soy products described herein were produced in compliance with U.S. laws, regulations, production practices, and audit process as listed in the U.S. Soy Sustainability Assurance Protocol.*

NAME OF SELLER	METRIC TONS
USSEC TEST CUSTOMER	2.000
SELLER REPRESENTATIVE	DATE OF DELIVERY
TARIK ELURI	JULY 18, 2024
CUSTOMER NAME	DATE OF CERTIFICATION
TEST_DEV_CUSTOMER_1	JULY 16, 2024
CERTIFICATE NUMBER	CARRIER IDENTIFICATION
SES-SSAP-US24-000000000	GFLLI TEST
<b>CARBON FOOTPRINT: 859.349 KG CO2</b> <b>EQ/TON PRODUCT</b> GLOBAL WARMING - INCLUDING LAND USE CHANGE (LUC) & PEAT	PRODUCT
<small>U.S. SOYBEAN EXPORT COUNCIL IS RESPONSIBLE FOR THE FOOTPRINT CALCULATED USING GFLLI'S DATABASE (VERSION 2.1 (PUBLISHED JAN 2023)) AND METHODOLOGY. CALCULATIONS ARE BASED UPON DEFRA LIFECYCLE IMPACT ASSESSMENT (LCA), RESPECT. GFLLI MAKES NO WARRANTIES ABOUT THE ACCURACY OF ITS DATA OR CLAIMS BASED ON ITS DATA, AND IS NOT RESPONSIBLE OR LIABLE FOR RELIANCE ON GFLLI DATA OR METHODOLOGY. GFLLI DOES NOT ENDORSE THIS OR ANY PRODUCT. LEARN MORE AT <a href="https://globalaffairs.ca.gov/gflll-1409-006/">https://globalaffairs.ca.gov/gflll-1409-006/</a>. CALCULATION IS BASED UPON THE PRODUCT (SOYBEAN) AND DOES NOT INCLUDE ANY FURTHER PROCESSING OR TRANSPORTATION.</small>	SOYBEAN
<small>THE ESTIMATES OF THE CARBON FOOTPRINT IMPACT OF TRANSPORTATION ARE GENERIC, ARE NOT SPECIFIC TO SOY, AND REPRESENT TRANSPORTATION WITHIN THE U.S. THEY ARE BASED UPON THE ASSUMPTION THAT THE CROPS ARE TRANSPORTED FROM CULTIVATION AREAS TO A CENTRAL HUB, AND PROCESSED/COMMITTED ARE TRANSPORTED FROM PROCESSING FACILITIES TO A CENTRAL LOCATION. THE AVERAGE DISTANCE AND TRANSPORTATION MIX FOR THE US WERE DERIVED FROM THE GREET MODEL. IMPACT ASSESSMENTS ARE BASED ON NEW GLOBAL WARMING POTENTIALS FROM IPCC AR6.</small>	 SES
	SES

**SOY EXPORT SUSTAINABILITY, LLC**    **CERTIFICATE VALIDATION AND CODE**  
16305 SWINGLEY RIDGE RD., SUITE 200  
CHESTERFIELD, MD 63017  
USA

N / A  
USE THE CERTIFICATE NUMBER AND THE CERTIFICATE CODE TO VALIDATE THIS CERTIFICATE ON THE SECURE SES CERTIFICATION PORTAL ([ses.org](https://ses.org))  
ALL SOY SOURCED & SHIPPED FROM THE U.S.A.

Preview the Proof of the Certificate.





# Enabling Carbon Footprint Values on SSAP Certificate

Users

Help / Info Center

Add Customer

Requested Certificates

Customer:	10176 - test_dev_customer_1 - France
Contract Reference:	
Destination (customer's country):	France
Notes:	

## Certificate Signatory

Please select the approved signatory that will be listed on your certificate. You must have at least one approved signatory to continue. Click the "Edit" button next to a user and check the "Approved Signatory" value in order to add them. [Click Here To View Your Users](#)

Certificate Signatory

Tarik Eluri

## Electronic Signature

By providing this information entered for completion of the SES certificate as accurate. Sign by typing your full name **Tarik Eluri** into the Signature box below. Please note that once submitted, this information will be visible to the SES administrator.

Type your electronic signature.

Your Electronic Signature

Tarik Eluri

(Required value is: **Tarik Eluri**)

Click "Finalize Certificate Creation".

Finalize Certificate Creation

Preview Certificate

Back

NAVIGATION

Home

Company Registration

Certificate Lookup

Switch back to [teluri@ussec.org](mailto:teluri@ussec.org)

SES Security Statement



2021 U.S. Soybean Export Council.

All Rights Reserved. Terms and Privacy

Report Issue

# Enabling Carbon Footprint Values on SSAP Certificate



## Certificate of SUSTAINABILITY

ACCORDING TO THE U.S. SOYBEAN SUSTAINABILITY ASSURANCE PROTOCOL

This is to verify that soybeans or soy products described herein were produced in compliance with U.S. laws, regulations, production practices, and audit process as listed in the U.S. Soy Sustainability Assurance Protocol.

NAME OF SELLER

USSEC TEST CUSTOMER

SELLER REPRESENTATIVE

TARIK ELURI

CUSTOMER NAME

TEST\_DEV\_CUSTOMER\_1

CERTIFICATE NUMBER

SES-SSAP-US24-000000708

METRIC TONS

2.000

DATE OF DELIVERY

JULY 18, 2024

DATE OF CERTIFICATION

JULY 16, 2024

CARRIER IDENTIFICATION

GFLI TEST

PRODUCT

SOYBEAN

SES

**CARBON FOOTPRINT: 859.349 KG CO2**

**EQ/TON PRODUCT**

**GLOBAL WARMING - INCLUDING LAND USE CHANGE (LUC) & PEAT**

U.S. SOYBEAN EXPORT COUNCIL IS RESPONSIBLE FOR THE FOOTPRINT CALCULATED USING GFLI'S DATABASE (VERSION 2.1 (PUBLISHED JAN 2022)) AND METHODOLOGY. CALCULATIONS ARE BASED UPON GFLI LIFECYCLE IMPACT ASSESSMENT (LCIA), RECIPE. GFLI MAKES NO WARRANTIES ABOUT THE ACCURACY OF ITS DATA OR CLAIMS BASED ON ITS DATA, AND IS NOT RESPONSIBLE OR LIABLE FOR RELIANCE ON GFLI DATA OR METHODOLOGY. GFLI DOES NOT ENDORSE THIS OR ANY PRODUCT. LEARN MORE AT <https://globalfeedlika.org/gfli-lead-us/>. CALCULATION IS BASED UPON THE PRODUCT (SOYBEAN) AND DOES NOT INCLUDE ANY FURTHER PROCESSING OR TRANSPORTATION.

THE ESTIMATES OF THE CARBON FOOTPRINT IMPACT OF TRANSPORTATION ARE GENERIC, ARE NOT SPECIFIC TO SOY, AND REPRESENT TRANSPORTATION WITHIN THE U.S. THEY ARE BASED UPON THE ASSUMPTION THAT THE CROPS ARE TRANSPORTED FROM CULTIVATION AREAS TO A CENTRAL HUB, AND PROCESSED COMMODITIES ARE TRANSPORTED FROM PROCESSING FACILITIES TO A CENTRAL LOCATION. THE AVERAGE DISTANCE AND TRANSPORTATION MIX FOR THE US WERE DERIVED FROM THE SHEET MODEL. IMPACT ASSESSMENTS ARE BASED ON NEW GLOBAL WARMING POTENTIALS FROM IPCC AR6.



SOY EXPORT SUSTAINABILITY, LLC

18305 SWINGLEY RIDGE RD., SUITE 200  
CHESTERFIELD, MD 21037  
USA

CERTIFICATE VALIDATION AND CODE

E2B47DA238BEF7E41827

USE THE CERTIFICATE NUMBER AND THE CERTIFICATE CODE  
TO VALIDATE THIS CERTIFICATE ON THE SECURE  
SES CERTIFICATION PORTAL (USSES.ORG)  
ALL SOY SOURCED & SHIPPED FROM THE U.S.A.

When viewing the final transfer certificate, notice that the Carbon Footprint Value appears.





# US SOY.ORG

## USSEC.ORG | USOY.ORG



While the U.S. Soybean Export Council (USSEC) does not guarantee the forecasts or statements of USSEC Staff or Contractors, we have taken care in selecting them to represent our organization. We believe they are knowledgeable and their presentations and opinions will provide listeners with detailed information and valuable insights into the U.S. Soy and U.S. Ag Industry. We welcome further questions and always encourage listeners to seek a wide array of opinions before making any financial decisions based on the information presented. Accordingly, USSEC will not accept any liability stemming from the information contained in this presentation.

